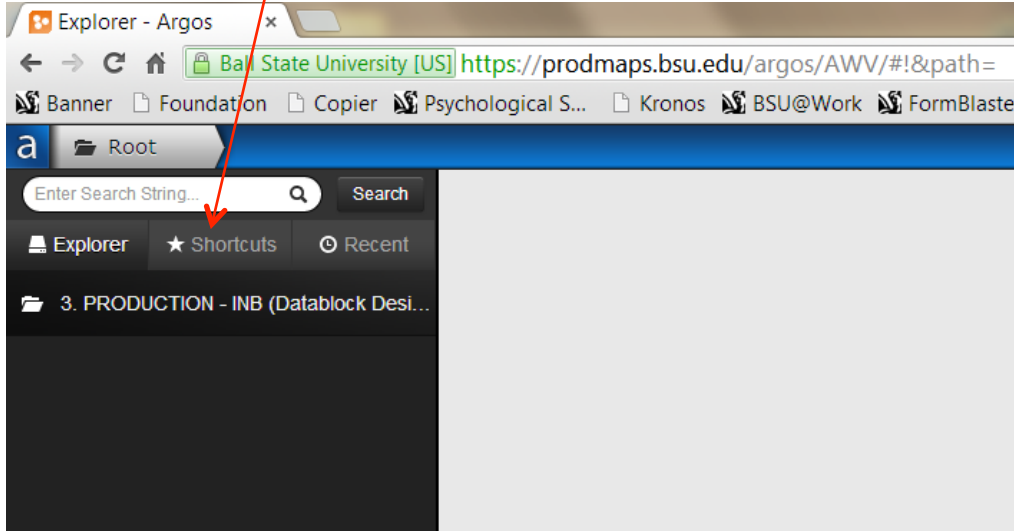


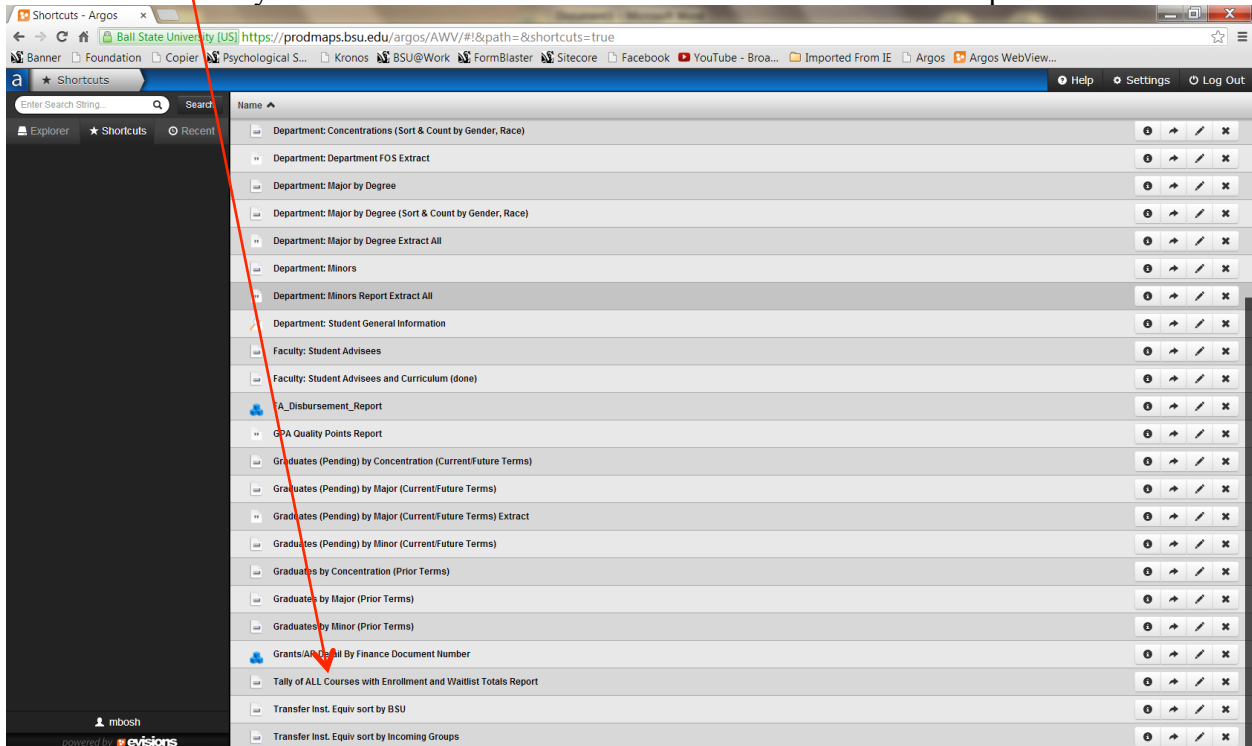
Banner equivalent of C220 report

Argos Web Viewer in Google Chrome

Click on Shortcuts tab

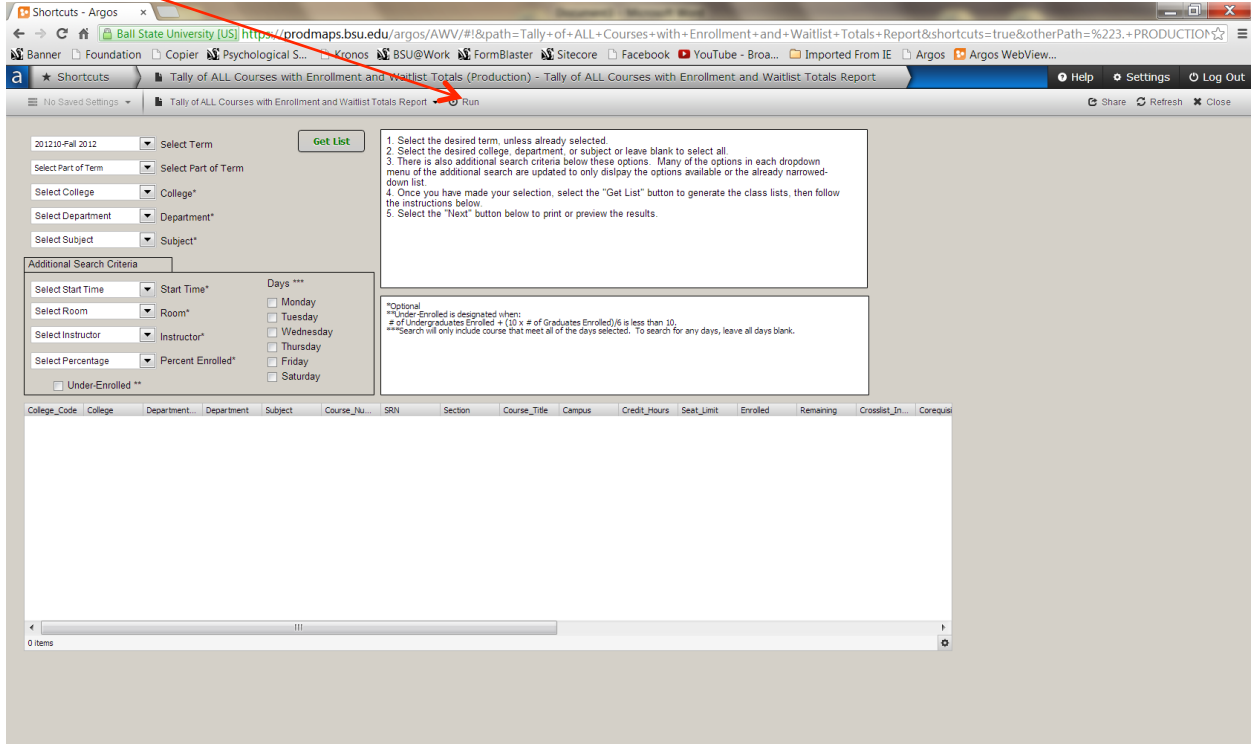


Scroll down to Tally of ALL Courses with Enrolment and Waitlist Totals Report




Click on it.

Select your information
Click on Run



At the bottom of screen you will get



Click Keep, it will create a .pdf

Click on the .pdf and you will get your report

REPORT ID: AREG1001
 RUN DATE: 7/19/2013
 RUN TIME: 2:50:14 PM

BALL STATE UNIVERSITY TALLY REPORT FOR FALL 2013
 ALL CLASSES BY COLLEGE
 FOR ALL STUDENTS
 ALL CAMPUSES

Page: 1 of 10

*This course reference number is cross-listed with one or more other course reference numbers. The remaining seats available indicates the total remaining seats available among all course reference numbers in this cross-listing. Cross-listed sections may cross departments.

College: Sciences and Humanities

Department: PSYC - Psychological Sciences

Course: PSYS 100 Intro to Psychological Science - Corequisite required: N

Ref Num	Subj	CRSE #	Section	Campus	Hours	Seat Limit	Enrolled	Remain	WL	Cap	Act	Rem	Status	Instructor	Start	End	Days	Room	Part	Term
14595	PSYS	100	1	M	3	175	175	0	1!	1	15	Active	Butler	0900	0950	M W F	TC 101	1		
14618	PSYS	100	2	M	3	175	174	1	15	0	15	Active	Truelove	0800	0915	T R	TC 101	1		
14635	PSYS	100	3	M	3	175	174	1	15	0	15	Active	Gentry	1300	1350	M W F	TC 101	1		
14644	PSYS	100	4	M	3	175	175	0	15	0	15	Active	Truelove	1400	1450	M W F	TC 102	1		
14645	PSYS	100	5	M	3	175	175	0	15	0	15	Active	Forbey	1300	1350	M W F	TC 102	1		
14625	PSYS	100	6	M	3	125	124	1	15	1	14	Active	Biner	1230	1345	T R	TC 102	1		
16331	PSYS	100	7	M	3	175	175	0	15	0	15	Active	Perkins	1400	1515	T R	TC 102	1		
19673	PSYS	100	800	OL	3	27	20	7	0	0	0	Active	Butler							
14630	PSYS	100	9	M	3	50	50	0	0	0	0	Active	Biner	1230	1345	T R	TC 102	1		
20010	PSYS	100	90J	HS	3	10	0	10	0	0	0	Cancelled	Butler							
20349	PSYS	100	91J	HS	3	10	1	9	0	0	0	Active	Butler							
Seats: 1272 1243 29									105 1 104			Section Count: 11								

Course: PSYS 213 Psych of Human Adjustment - Corequisite required: N

Ref Num	Subj	CRSE #	Section	Campus	Hours	Seat Limit	Enrolled	Remain	WL	Cap	Act	Rem	Status	Instructor	Start	End	Days	Room	Part	Term
15009	PSYS	213	1	M	3	40	40	0	10	0	10	Active	Brown	1100	1215	T R	NQ 292	1		
15012	PSYS	213	2	M	3	39	39	0	10	0	10	Active	Brown	1200	1250	M W F	NQ 292	1		
Seats: 79 79 0									20 0 20			Section Count: 2								