

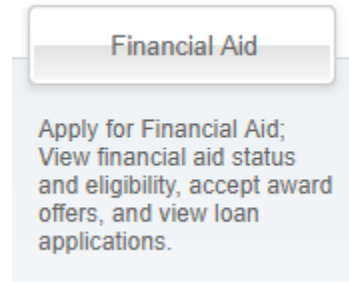
# How to Accept Your Terms & Conditions

Log on to [MyBSU](#) and select “Self-Service Banner”

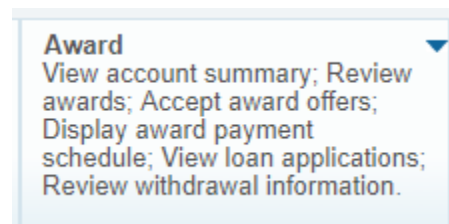
## Self-Service Banner (SSB)

**Students:** Find your BSU ID, your class registration, your financial aid, view eBill, and more

Select “Financial Aid”



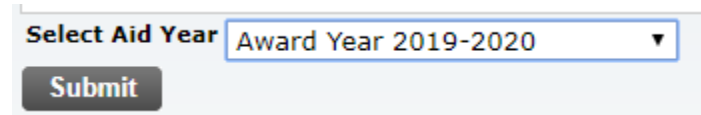
Select “Award with drop down arrow”



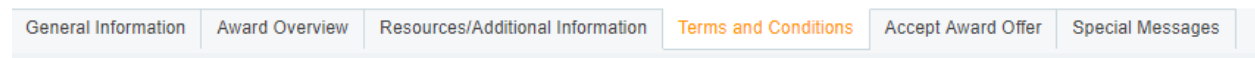
Now select “Award for Aid Year”

- Award for Aid Year

Select the Current Aid Year and select “submit”

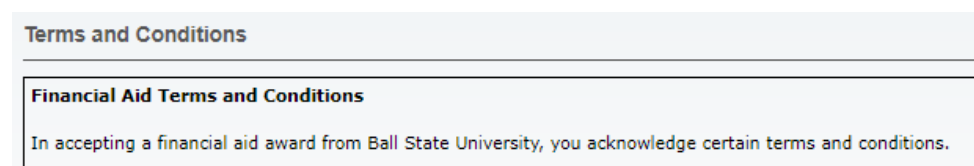


Select the “Terms and Conditions” tab



Select “Accept”

Accepting the Terms and Conditions does not accept your loans. By accepting your terms and conditions, you will allow your scholarships and grants to be paid to your student account.



*\*To accept your loans, you will need to take additional action “Accept Award Offer,” [complete a master promissory note](#), and [entrance loan counseling](#).*