

First select the register button in the bottom right-hand corner

## Login for Other Users

If you have an account, but aren't part of Ball State University, enter your email address and password below to log in.

**Email Address:**

**Password:** **Please enter Password.**

[Forgot your password?](#)

Remember Me

---

Don't have an account, and not a [?](#) Ball State University user? Try registering for an account.

**User does not exist. Please register.**

Enter your First name, Last name, email address, and create a password

## REGISTER


Provide your first name, last name, email address and enter a password to create an account.

**First Name:**

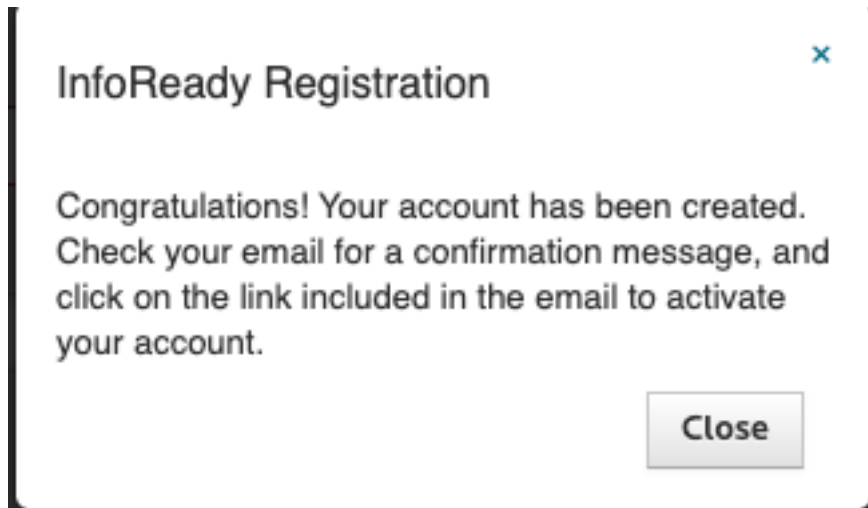
**Last Name:**

**Email Address:**

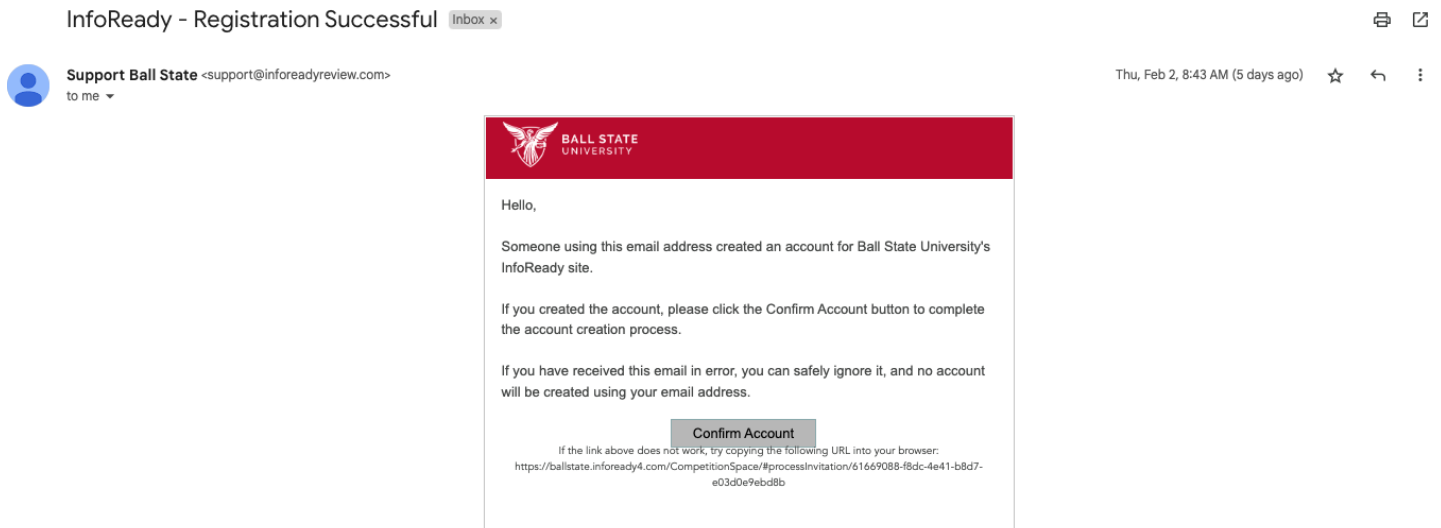
**Password:**

I'm not a robot  [Privacy - Terms](#)

You will next see a confirmation message that your account has been created



Next you will receive a confirmation email to the email that was used to register



At this point you are now able to sign into InfoReady